PORTAUTENSILI
CON ATTACCO POLIGONALE ISO 26623

POLYGONAL SHANK TOOL HOLDERS ACCORDING TO ISO 26623

WERKZEUGAUFNAHMEN MIT POLYGONAL AUFNAHME LAUT NORM ISO 26623

PORTE OUTILS AVEC ATTACHEMENT POLYGONAL SELON ISO 26623

PORTAHERRAMIENTAS CON MANGO POLYGONAL CONFORME A LAS NORMAS ISO 26623

MANDRINO PORTAPINZA PER PINZE ER DIN 6499

ER COLLET CHUCK
ER SPANNZANGENFUTTER
PORTE PINCES ER
PORTA PINZAS ER

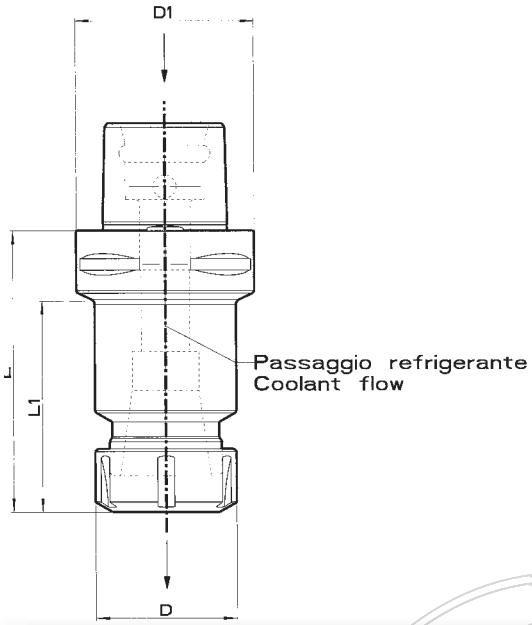

CODICE CODE BESTELL NR CODE CÓDIGO	ATTACCO SHANK AUFNAHMEN ATTACHEMENT MANGO	PINZE COLLETS SPANNZANGEN PINCES PINZAS	D1	D	L	L1
1190.16.C40N	C40	ER 16	40	28	70	44
1190.25.C40N	C40	ER 25	40	40	52	52
1190.32.C40N	C40	ER32	40	50	54	54
1190.16.C50N	C50	ER 16	50	28	100	60
1190.25.C50N	C50	ER25	50	40	55	33
2190.25.C50N	C50	ER 25	50	40	100	78
1190.32.C50N	C50	ER 32	50	50	57	57
0190.25.C63N	C63	ER 25	63	40	60	33
0190.32.C63N	C63	ER 32	63	50	60	35
0190.40.C63N	C63	ER 40	63	63	65	65
1190.16.C63N	C63	ER 16	63	28	100	60
1190.25.C63N	C63	ER 25	63	40	100	75
1190.32.C63N	C63	ER 32	63	50	100	75
1190.40.C63N	C63	ER 40	63	63	130	130
1190.25.C80N	C80	ER 25	80	40	70	32
1190.32.C80N	C80	ER 32	80	50	70	35
1190.40.C80N	C80	ER 40	80	63	70	38

PINZE COLLETS SPANNZANGEN PINCES PINZAS	Valori della coppia di serraggio per ghiere ER (Nm) Values for clamping torque for ER nut (Nm) Die Drehmomentwerte für ER Nutmutter (Nm) Les valeurs de couple de serrage pour écrou ER (Nm) Valores de apriete por la tuerca ER (Nm)
ER 16	70
ER 25	130
ER 32	160
ER 40	220

PORTAFRESA A TRASCINAMENTO FISSO

UNIVERSAL MILLING CUTTER HOLDER
AUFSTECKFRAESERDORNE
PORTE FRAISE ENTRAINEMENT FIXE
PORTA FRESAS UNIVERSAL

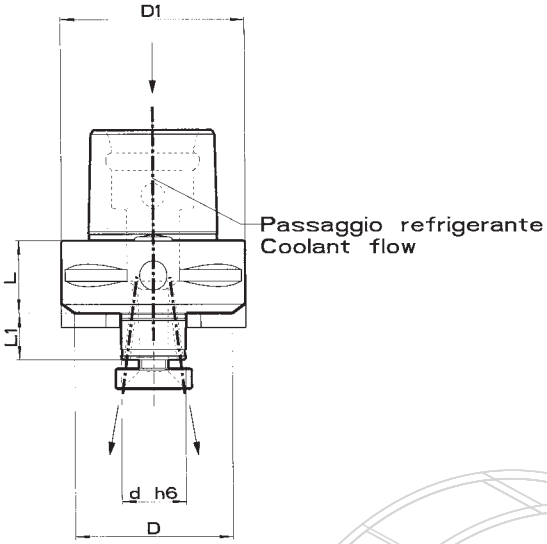

CODICE CODE BESTELL NR CODE CÓDIGO	ATTACCO SHANK AUFNAHMEN ATTACHEMENT MANGO	D1	D	d	L	L1
1110.16.C40	C40	40	32	16	32	11
1110.22.C40	C40	40	40	22	25	16
1110.16.C50	C50	50	32	16	35	11
1110.22.C50	C50	50	50	22	25	16
1110.27.C50	C50	50	56	27	25	18
1110.32.C50	C50	50	63	32	40	20
1110.16.C63	C63	63	32	16	40	11
1110.22.C63	C63	63	55	22	25	16
1110.27.C63	C63	63	63	27	25	18
1110.32.C63	C63	63	63	32	25	20
1110.16.C80	C80	80	32	16	50	11
1110.22.C80	C80	80	55	22	30	16
1110.27.C80	C80	80	65	27	30	18
1110.32.C80	C80	80	80	32	30	20
1110.40.C80	C80	80	80	40	30	23

PORTAFRESA WELDON

END MILL HOLDER WELDON
FRÄSERSPANNFUTTER WELDON
MANDRIN PORTE FRAISES À QUEUE WELDON
PORTAFRESAS TIPO WELDON

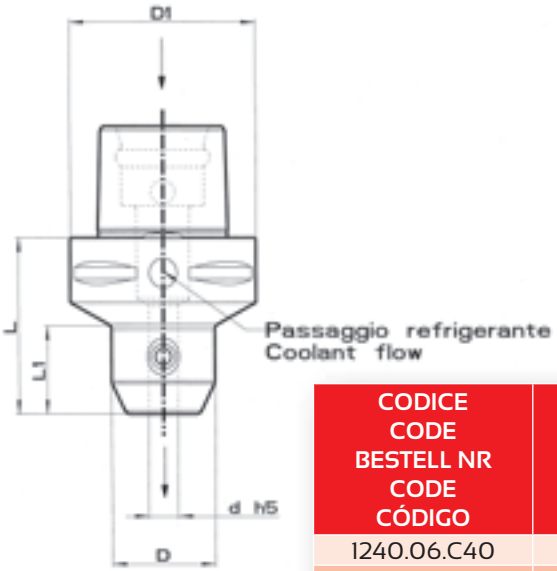

CODICE CODE BESTELL NR CODE CÓDIGO	ATTACCO SHANK AUFNAHMEN ATTACHEMENT MANGO	D1	D	d	L	L1
1240.06.C40	C40	40	25	6	50	25
1240.08.C40	C40	40	28	8	50	26
1240.10.C40	C40	40	35	10	51	29
1240.12.C40	C40	40	42	12	56	56
1240.14.C40	C40	40	43	14	55	55
1240.16.C40	C40	40	48	16	55	55
1240.06.C50	C50	50	25	6	50	25.5
1240.08.C50	C50	50	28	8	50	26
1240.10.C50	C50	50	35	10	55	27.5
1240.12.C50	C50	50	42	12	60	36
1240.16.C50	C50	50	48	16	60	39
1240.14.C50	C50	50	43	14	60	37
1240.20.C50	C50	50	52	20	60	60
1240.25.C50	C50	50	64	25	80	80
1240.06.C63	C63	63	25	6	55	25
1240.08.C63	C63	63	28	8	55	26
1240.10.C63	C63	63	35	10	60	30
1240.12.C63	C63	63	42	12	60	33
1240.14.C63	C63	63	44	14	60	33.5
1240.16.C63	C63	63	48	16	65	43
1240.20.C63	C63	63	52	20	65	43
1240.25.C63	C63	63	64	25	80	80
1240.32.C63	C63	63	72	32	90	90
1240.40.C63	C63	63	80	40	100	100
1240.06.C80	C80	80	25	6	70	27
1240.08.C80	C80	80	28	8	70	28
1240.10.C80	C80	80	35	10	70	29
1240.12.C80	C80	80	42	12	70	31
1240.14.C80	C80	80	44	14	70	31
1240.16.C80	C80	80	48	16	70	32
1240.20.C80	C80	80	52	20	70	35
1240.25.C80	C80	80	64	25	80	50
1240.32.C80	C80	80	72	32	80	50
1240.40.C80	C80	80	80	40	110	110
1240.50.C80	C80	80	100	50	120	120

ADATTATORE PER PUNTE

ADAPTOR FOR DRILLS
BOHRSTANGENHALTER
PORTE-OUTIL POUR FORETS À PLAQUETTES
PORTA HERRAMIENTAS PARA BROCAS

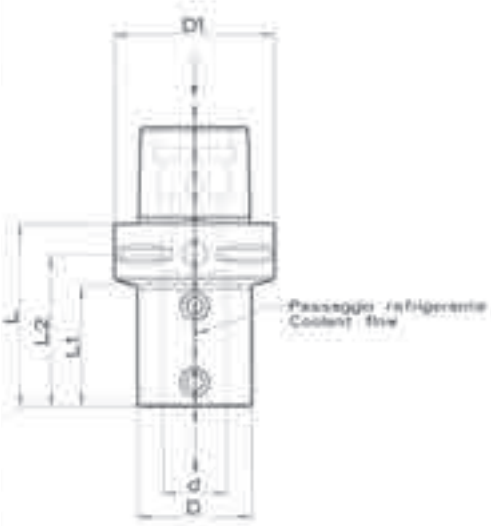

CODICE CODE BESTELL NR CODE CÓDIGO	ATTACCO SHANK AUFNAHMEN ATTACHEMENT MANGO	D1	D	d	L	L1	L2
PT-D10-C63	C63	63	30	10	60	32	43
PT-D12-C63	C63	63	36	12	60	32	43
PT-D16-C63	C63	63	36	16	70	41	43
PT-D20-C63	C63	63	40	20	70	42	52
PT-D25-C63	C63	63	45	25	72	48	54
PT-D32-C63	C63	63	52	32	75	50	62
PT-D40-C63	C63	63	63	40	85	85	72

ADATTATORE PER BARENI

ADAPTOR FOR BORING BARS
ADAPTER FÜR BOHRSTANGE
ADAPTATEUR POUR BARRES D' ALESAGE
ADAPTADORES BARRENO

CODICE CODE BESTELL NR CODE CÓDIGO	ATTACCO SHANK AUFNAHMEN ATTACHEMENT MANGO	D1	D	d	L	L1	L2
PT-B12-C40	C40	40	36	12	65	45	40
PT-B16-C40	C40	40	40	16	70	70	42
PT-B20-C40	C40	40	45	20	70	70	42
PT-B12-C50	C50	50	40	12	70	50	40
PT-B16-C50	C50	50	45	16	80	60	50
PT-B20-C50	C50	50	50	20	80	80	50
PT-B25-C50	C50	50	54	25	80	80	50
PT-B16-C63	C63	50	45	16	80	58	50
PT-B20-C63	C63	63	50	20	80	58	50
PT-B25-C63	C63	63	55	25	88	88	57
PT-B32-C63	C63	63	72	32	95	95	59
PT-B40-C63	C63	63	80	40	105	105	72
PT-B16-C80	C80	80	45	16	85	55	48
PT-B20-C80	C80	80	50	20	85	55	48
PT-B25-C80	C80	80	55	29	85	55	48
PT-B32-C80	C80	80	72	32	95	65	58
PT-B40-C80	C80	80	80	40	110	110	73

Posizione per passaggio lubrorefrigerante su utensili destri

Posizione per passaggio lubrorefrigerante su utensili sinistri

Position für den Kühlmitteldurchgang auf rechten Werkzeuge

Position for coolant flow on right tools

Position de passage de liquide réfrigerant sur outils à droite

Posición por el paso de refrigeración en las herramientas derechas

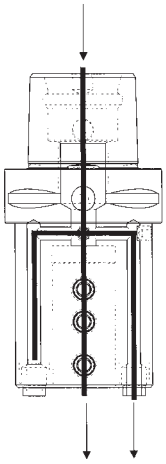

Position für den Kühlmitteldurchgang auf linken Werkzeuge

Position for coolant flow on left tools

Position de passage de liquide réfrigerant sur outils à gauche

Posición por el paso de refrigeración en las herramientas izquierdas

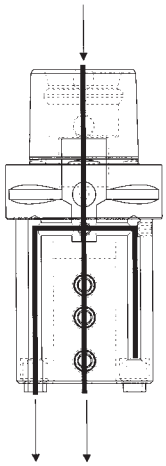

ADATTATORE PER UTENSILI A STELO QUADRO

ADAPTOR FOR SHANK TOOL
ADAPTER FÜR SCHAFT WERKZEUGE
ADAPTATEUR POUR OUTIL À MANCHE
ADAPTADOR PARA PORTA HERRAMIENTAS PARA PLAQUITAS

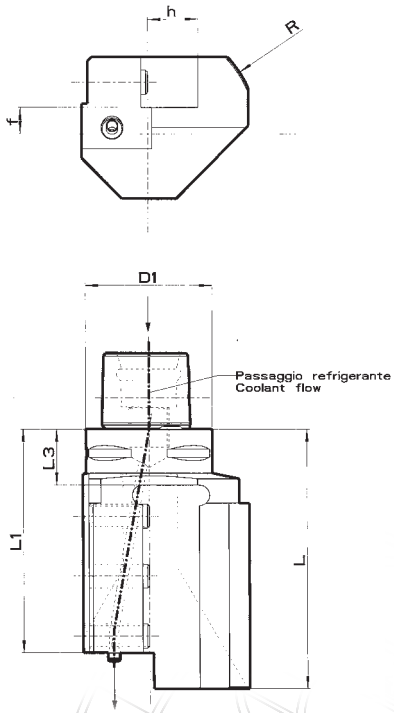

CODICE CODE BESTELL NR CODE CÓDIGO	ATTACCO SHANK AUFNAHMEN ATTACHEMENT MANGO	D1	L	L1	L3	R	f	h
PT-2020R/L-C63	C63	63	100	90	25	45	10	20
PT-2525R/L-C63	C63	63	130	112	28	55	13	25

ADATTATORE PER UTENSILI A STELO QUADRO A 45°

ADAPTOR FOR SHANK TOOL 45°
ADAPTER FÜR SCHAFT WERKZEUGE 45°
ADAPTATEUR POUR OUTIL À MANCHE 45°
ADAPTADOR PARA PORTA HERRAMIENTAS PARA PLAQUITAS 45°

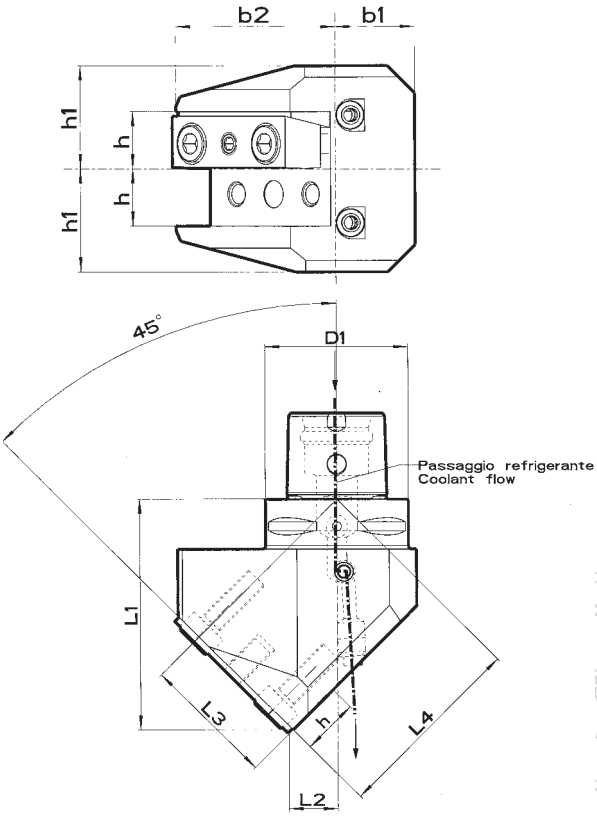

CODICE CODE BESTELL NR CODE CÓDIGO	ATTACCO SHANK AUFNAHMEN ATTACHEMENT MANGO	D1	b1	b2	h	h1	L1	L2	L3	L4
PT-2525U45-C63	C63	63	35	70	25	45	102	20	58	86

MANDRINO A STELO TENERO

TOOL HOLDER BLANK
ROHLINGE
SEMIFINIE
PORTAHERRAMIENTAS SEMICABADOS

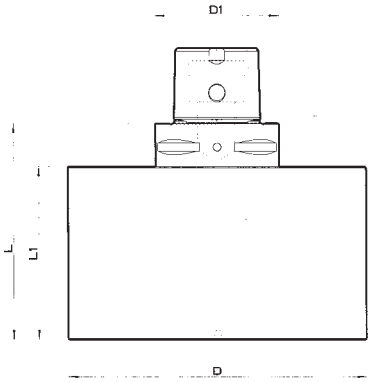

MANDRINO A STELO TENERO CON DUREZZA HRC25÷30
TOOL HOLDER BLANK WITH HARDNESS HRC25÷30
ROHLINGE MIT HÄRTE HRC25÷30
SEMIFINIE AVEC DURETÉ HRC25÷30
PORTAHERRAMIENTAS SEMICABADOS CON DUREZZA HRC25÷30

Il materiale impiegato è bonificato con resistenza 950 N/mm². L'attacco per macchina utensile è temprato e rettificato secondo quanto richiesto dalla norma ISO 26623-1. È possibile avere resistenze diverse sulla parte stelo tenero su specifica richiesta del cliente
Das verwendete Material wird mit einer Zugfestigkeit von 950 N/mm² vergütet.Die Verbindungsstück für die Werkzeugmaschine wird gemäß ISO 26623-1 Norm gehärtet und geschliffen.Es ist möglich, auf Anfrage, unterschiedliche Zugfestigkeiten des Rohlinges zu haben.
Le matériel utilisé est trempé avec résistance 950 N/mm² L'attachement à la machine-outil est trempé et rectifié selon la norme ISO 26623-1. Il est possible d'avoir , sur demande, des résistances différentes sur la part d'attachement semifinie.
El material utilizado es templado con resistencia 950 N/mm². El mango por la máquina herramienta es endurecida e rettificado como requiere la norma ISO 26623-1 Es posible obtener diferentes resistencias en el tallo tierno a petición del cliente.

CODICE CODE BESTELL NR CODE CÓDIGO	ATTACCO SHANK AUFNAHMEN ATTACHEMENT MANGO	D	D1	L	L1
1600.63.C40	C40	63	40	165	145
1600.50.C50	C50	50	50	150	130
1600.91.C50	C50	91	50	150	130
1600.63.C63	C63	63	63	180	158
1600.115.C63	C63	115	63	100	78
1600.91.C63	C63	91	63	75	53
1600.80.C80	C80	80	80	200	170
1600.115.C80	C80	115	80	160	130

MANDRINO A STELO TENERO CON DUREZZA HRC42
TOOL HOLDER BLANK WITH HARDNESS HRC42
ROHLINGE MIT HÄRTE HRC42
SEMIFINIE AVEC DURETÉ HRC42
PORTAHERRAMIENTAS SEMICABADOS CON DUREZZA HRC42

CODICE CODE BESTELL NR CODE CÓDIGO	ATTACCO SHANK AUFNAHMEN ATTACHEMENT MANGO	D	D1	L	L1
1620.63.C40	C40	63	40	165	145
1620.50.C50	C50	50	50	150	130
1620.63.C63	C63	63	63	180	158
1620.80.C80	C80	80	80	200	170

BARRA DI CONTROLLO
ATTACCO POLIGONALE ISO 26623

CONTROL BAR POLYGONAL SHANK ISO 26623
PRÜDORN POLYGONAL AUFNAHME ISO 26623
BARRE DE CONTRÔLE ATTACHEMENT POLYGONAL ISO 26623
BARRA DE CONTROL MANGO POLYGONAL ISO 26623

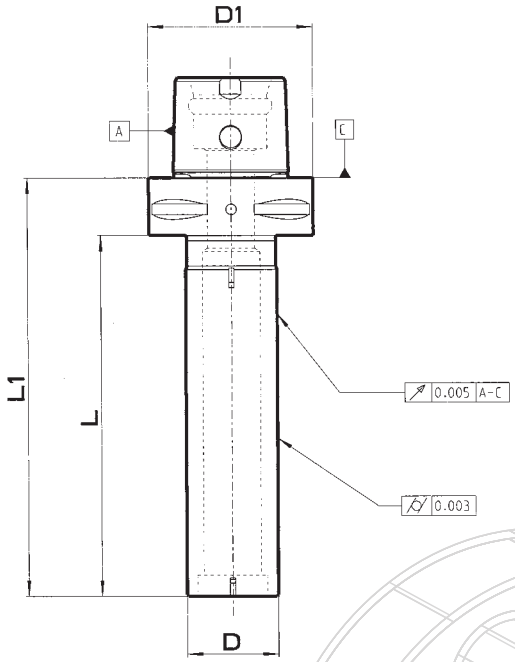

CODICE CODE BESTELL NR CODE CÓDIGO	ATTACCO SHANK AUFNAHMEN ATTACHEMENT MANGO	D1	D	L	L1
1900.35.C40	C40	40	35	280	300
1900.40.C50	C50	50	40	280	300
0900.35.C63	C63	63	35	138	160
1900.40.C63	C63	63	40	324	346
1900.40.C80	C80	80	40	316	346

RIDUZIONI E PROLUNGHE ATTACCO POLIGONALE ISO 26623-2 CON VITE CENTRALE

REDUCTIONS AND EXTENSIONS POLYGONAL SHANK ISO 26623-2 WITH CENTRAL SCREW
REDUKTIONEN UND VERLÄNGERUNGEN - POLYGONAL AUFNAHME ISO 26623-2 MIT ZENTRALSCHRAUBE
RÉDUCTIONS ET EXTENSIONS - ATTACHEMENT POLYGONAL ISO 26623-2 AVEC VIS CENTRALE
REDUCCIÓNES Y EXTENSIONES - MANGO POLYGONAL ISO 26623-2 CON TORNILLO CENTRAL

RIDUZIONE – ATTACCO POLIGONALE ISO 26623

REDUCTION – POLYGONAL SHANK ISO 26623
REDUKTION – POLYGONAL AUFNAHME ISO 26623
REDUCTION – ATTACHEMENT POLYGONAL ISO 26623
REDUCIÓN – MANGO POLYGONAL ISO 26623



CODICE CODE BESTELL NR CODE CÓDIGO	ATTACCO SHANK AUFNAHMEN ATTACHEMENT MANGO	USCITA TOOLSIDE WERKZEUG-SEITE SORTIE	D1	D	L	L1
CBC32-00-C40	C40	C32	40	32	55	31
CBC32-10-C50	C50	C32	50	32	60	40
CBC32-10-C63	C63	C32	63	32	70	39
CBC32-10-C80	C80	C32	80	32	60	30
CBC40-10-C50	C50	C40	50	40	65	40
CBC40-20-C50	C50	C40	50	40	85	12
CBC40-10-C63	C63	C40	63	40	80	51
CBC40-10-C80	C80	C40	80	40	70	40
CBC50-10-C63	C63	C50	63	50	80	51
CBC50-20-C63	C63	C50	63	50	110	12
CBC50-10-C80	C80	C50	80	50	120	90
CBC50-20-C80	C80	C50	80	50	80	50
CBC63-10-C80	C80	C63	80	63	80	50

Passaggio refrigerante
Coolant flow
Kühlmittelzufuhr
Passage du lubrifiant
Tipo de refrigerante

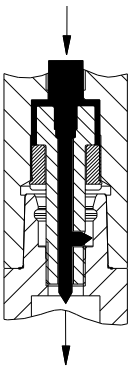

VALORI DI CHIUSURA CONSIGLIATI RECOMMENDED TORQUE VALUES EMPFOHLENE SCHLUSSWERTE VALEURS DE SERRAGE CONSEILLÉES VALORES DE CIERRE RECOMENDADOS	
Misura accoppiamento Torque measurement Kupplungsgröße Mesure de couple de serrage Tamaño de acoplamiento	Coppia (Nm) Torque (Nm) Drehmoment (Nm) Couple (Nm) Pareja (Nm)
C32	45
C40	55
C50	95
C63	170
C80	170
C100	380

RIDUZIONE DOPPIO CONTATTO ISO DIN69871 AD/B – ATTACCO POLIGONALE ISO 26623

DOUBLE CONTACT REDUCTION ISO DIN69871 AD/B – POLYGONAL SHANK ISO 26623
REDUKTION DOPPELKONTAKT ISO DIN69871 AD/B – POLYGONAL AUFNAHME ISO 26623
REDUCTION DOUBLE CONTACT ISO DIN69871 AD/B – ATTACHEMENT POLYGONAL ISO 26623
REDUCIÓN DE DOBLE CONTACTO ISO DIN69871 AD/B – MANGO POLYGONAL ISO 26623

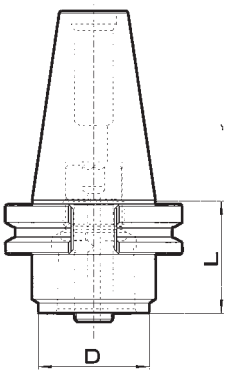

CODICE CODE BESTELL NR CODE CÓDIGO	ATTACCO SHANK AUFNAHMEN ATTACHEMENT MANGO	USCITA TOOLSIDE WERKZEUG-SEITE SORTIE	D	L
CBC32-00-40ABP -B	ISO40	C32	32	30
CBC40-00-40ABP -B	ISO40	C40	40	40
CBC50-00-40ABP -B	ISO40	C50	50	50
CBC63-00-40ABP -B	ISO40	C63	63	85
CBC32-10-50ABP -B	ISO50	C32	32	60
CBC40-00-50ABP -B	ISO50	C40	40	30
CBC40-10-50ABP -B	ISO50	C40	40	60
CBC50-00-50ABP -B	ISO50	C50	50	30
CBC50-10-50ABP -B	ISO50	C50	50	70
CBC63-10-50ABP-B	ISO50	C63	63	50
CBC63-20-50ABP-B	ISO50	C63	63	100
CBC80-00-50ABP -B	ISO50	C80	80	70
CBC80-10-50ABP -B	ISO50	C80	80	120

Passaggio refrigerante tipo B
Coolant flow type B
Kühlmittelzufuhr Typ B
Passage du lubrifiant B
Tipo de refrigerante B

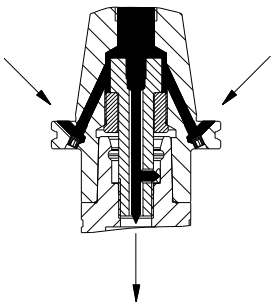

Passaggio refrigerante tipo AD
Coolant flow type AD
Kühlmittelzufuhr Typ AD
Passage du lubrifiant AD
Tipo de refrigerante AD

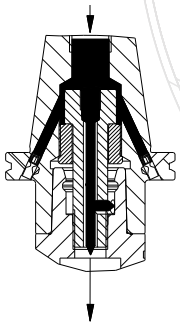

VALORI DI CHIUSURA CONSIGLIATI RECOMMENDED TORQUE VALURS EMPFOHLENE SCHLUSSWERTE VALEURS DE SERRAGE CONSEILLÉES VALORES DE CIERRE RECOMENDADOS	
Misura accoppiamento Torque measurement Kupplungsgroße Mesure de couple de serrage Tamaño de acoplamiento	Coppia (Nm) Torque (Nm) Drehmoment (Nm) Couple (Nm) Pareja (Nm)
C32	45
C40	55
C50	95
C63	170
C80	170
C100	380

RIDUZIONE DOPPIO CONTATTO MAS403BT AD/B – ATTACCO POLIGONALE ISO 26623

DOUBLE CONTACT REDUCTION MAS403 BT AD/B – POLYGONAL SHANK ISO 26623
REDUKTION DOPPELKONTAKT MAS403 BT AD/B – POLYGONAL AUFNAHME ISO 26623
REDUCTION DOUBLE CONTACT MAS403 BT AD/B – ATTACHEMENT POLYGONAL ISO 26623
REDUCIÓN DE DOBLE CONTACTO MAS403 BT AD/B – MANGO POLYGONAL ISO 26623

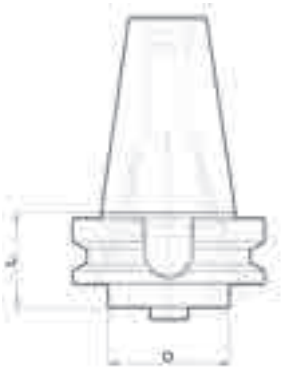

CODICE CODE BESTELL NR CODE CÓDIGO	ATTACCO SHANK AUFNAHMEN ATTACHEMENT MANGO	USCITA TOOLSIDE WERKZEUG-SEITE SORTIE	D	L
CBC32-00-40BBP-B	BT40	C32	32	30
CBC40-00-40BBP-B	BT40	C40	40	40
CBC50-00-40BBP-B	BT40	C50	50	50
CBC63-00-40BBP-B	BT40	C63	63	75
CBC32-10-50BBP-B	BT50	C32	32	70
CBC40-00-50BBP-B	BT50	C40	40	40
CBC40-10-50BBP-B	BT50	C40	40	70
CBC50-00-50BBP-B	BT50	C50	50	40
CBC50-10-50BBP-B	BT50	C50	50	80
CBC63-00-50BBP-B	BT50	C63	63	50
CBC63-10-50BBP-B	BT50	C63	63	100
CBC80-00-50BBP-B	BT50	C80	80	70
CBC80-10-50BBP-B	BT50	C80	80	120

Passaggio refrigerante tipo B
Coolant flow type B
Kühlmittelzufuhr Typ B
Passage du lubrifiant B
Tipo de refrigerante B

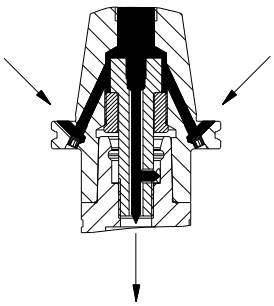

Passaggio refrigerante tipo AD
Coolant flow type AD
Kühlmittelzufuhr Typ AD
Passage du lubrifiant AD
Tipo de refrigerante AD

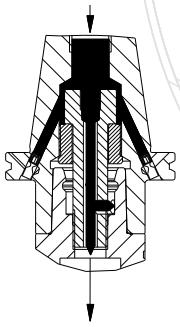

VALORI DI CHIUSURA CONSIGLIATI RECOMMENDED TORQUE VALURS EMPFOHLENE SCHLUSSWERTE VALEURS DE SERRAGE CONSEILLÉES VALORES DE CIERRE RECOMENDADOS	
Misura accoppiamento Torque measurement Kupplungsgroße Mesure de couple de serrage Tamaño de acoplamiento	Coppia (Nm) Torque (Nm) Drehmoment (Nm) Couple (Nm) Pareja (Nm)
C32	45
C40	55
C50	95
C63	170
C80	170
C100	380

RIDUZIONE HSK DIN69893 - ATTACCO POLIGONALE ISO 26623

REDUCTION HSK DIN69893 – POLYGONAL SHANK ISO 26623
REDUKTION HSK DIN69893 – POLYGONAL AUFNAHME ISO 26623
REDUCTION HSK DIN69893 – ATTACHEMENT POLYGONAL ISO 26623
REDUCIÓN HSK DIN69893 – MANGO POLYGONAL ISO 26623

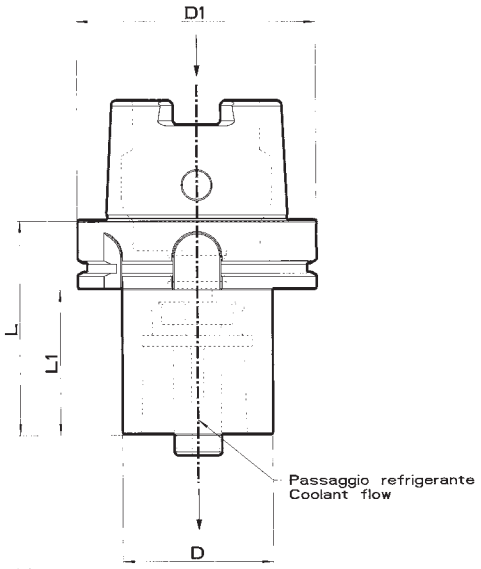

CODICE CODE BESTELL NR CODE CÓDIGO	ATTACCO SHANK AUFNAHMEN ATTACHEMENT MANGO	USCITA TOOLSIDE WERKZEUG-SEITE SORTIE	D1	D	L	L1
CBC32-00-H63A	H63A	C32	63	32	75	49
CBC40-00-H63A	H63A	C40	63	40	80	54
CBC50-10-H63A	H63A	C50	63	50	90	64
CBC63-00-H63A	H63A	C63	63	63	110	110
CBC32-00-H100A	H100A	C32	100	32	80	51
CBC40-00-H100A	H100A	C40	100	40	90	61
CBC50-00-H100A	H100A	C50	100	50	100	71
CBC63-00-H100A	H100A	C63	100	63	90	61
CBC63-10-H100A	H100A	C63	100	63	150	121
CBC63-20-H100A	H100A	C63	100	63	110	81
CBC80-00-H100A	H100A	C80	100	80	120	91

Passaggio refrigerante
Coolant flow
Kühlmittelzufuhr
Passage du lubrifiant
Tipo de refrigerante

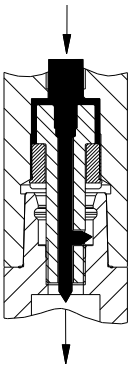

VALORI DI CHIUSURA CONSIGLIATI RECOMMENDED TORQUE VALUES EMPFOHLENE SCHLUSSWERTE VALEURS DE SERRAGE CONSEILLÉES VALORES DE CIERRE RECOMENDADOS	
Misura accoppiamento Torque measurement Kupplungsgröße Mesure de couple de serrage Tamaño de acoplamiento	Coppia (Nm) Torque (Nm) Drehmoment (Nm) Couple (Nm) Pareja (Nm)
C32	45
C40	55
C50	95
C63	170
C80	170
C100	380

RIDUZIONE ISO DIN69871 AD/B - ATTACCO POLIGONALE ISO 26623

REDUCTION ISO DIN69871 AD/B – POLYGONAL SHANK ISO 26623
REDUKTION ISO DIN69871 AD/B – POLYGONAL AUFNAHME ISO 26623
REDUCTION ISO DIN69871 AD/B – ATTACHEMENT POLYGONAL ISO 26623
REDUCIÓN ISO DIN69871 AD/B – MANGO POLYGONAL ISO 26623

CODICE CODE BESTELL NR CODE CÓDIGO	ATTACCO SHANK AUFNAHMEN ATTACHEMENT MANGO	USCITA TOOLSIDE WERKZEUG-SEITE SORTIE	D	L
CBC32-00-40B	40B	C32	32	30
CBC32-10-40B	40B	C32	32	60
CBC40-00-40B	40B	C40	40	30
CBC40-10-40B	40B	C40	40	60
CBC50-00-40B	40B	C50	50	40
CBC63-00-40B	40B	C63	63	85
CBC32-00-50B	50B	C32	32	30
CBC32-10-50B	50B	C32	32	60
CBC40-00-50B	50B	C40	40	30
CBC40-10-50B	50B	C40	40	60
CBC50-00-50B	50B	C50	50	30
CBC50-20-50B	50B	C50	50	70
CBC50-30-50B	50B	C50	50	110
CBC63-00-50B	50B	C63	63	50
CBC63-10-50B	50B	C63	63	30
CBC63-20-50B	50B	C63	63	80
CBC80-00-50B	50B	C80	80	70
CBC80-10-50B	50B	C80	80	120

Passaggio refrigerante tipo B
Coolant flow type B
Kühlmittelzufuhr Typ B
Passage du lubrifiant B
Tipo de refrigerante B

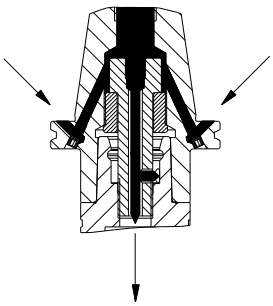

Passaggio refrigerante tipo AD
Coolant flow type AD
Kühlmittelzufuhr Typ AD
Passage du lubrifiant AD
Tipo de refrigerante AD

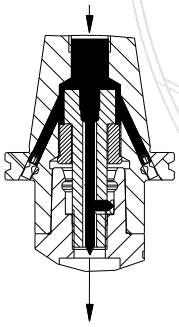

VALORI DI CHIUSURA CONSIGLIATI RECOMMENDED TORQUE VALUES EMPFOHLENE SCHLUSSWERTE VALEURS DE SERRAGE CONSEILLÉES VALORES DE CIERRE RECOMENDADOS	
Misura accoppiamento Torque measurement Kupplungsgröße Mesure de couple de serrage Tamaño de acoplamiento	Coppia (Nm) Torque (Nm) Drehmoment (Nm) Couple (Nm) Pareja (Nm)
C32	45
C40	55
C50	95
C63	170
C80	170
C100	380

RIDUZIONE MAS403 BT AD/B - ATTACCO POLIGONALE ISO 26623

REDUCTION MAS403 BT AD/B – POLYGONAL SHANK ISO 26623
REDUKTION MAS403 BT AD/B – POLYGONAL AUFNAHME ISO 26623
REDUCTION MAS403 BT AD/B – ATTACHEMENT POLYGONAL ISO 26623
REDUCIÓN MAS403 BT AD/B – MANGO POLYGONAL ISO 26623

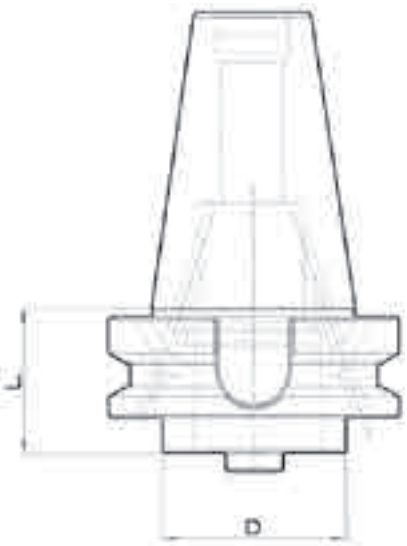

CODICE CODE BESTELL NR CODE CÓDIGO	ATTACCO SHANK AUFNAHMEN ATTACHEMENT MANGO	USCITA TOOLSIDE WERKZEUG-SEITE SORTIE	D	L
CBC32-00-40BT-B	40BT-B	C32	32	30
CBC32-10-40BT-B	40BT-B	C32	32	60
CBC40-00-40BT-B	40BT-B	C40	40	30
CBC40-10-40BT-B	40BT-B	C40	40	60
CBC50-00-40BT-B	40BT-B	C50	50	50
CBC50-10-40BT-B	40BT-B	C50	50	90
CBC63-00-40BT-B	40BT-B	C63	63	75
CBC32-00-50BT-B	50BT-B	C32	32	40
CBC32-10-50BT-B	50BT-B	C32	32	70
CBC40-00-50BT-B	50BT-B	C40	40	70
CBC40-10-50BT-B	50BT-B	C40	40	40
CBC50-00-50BT-B	50BT-B	C50	50	40
CBC50-10-50BT-B	50BT-B	C50	50	80
CBC63-00-50BT-B	50BT-B	C63	63	50
CBC63-10-50BT-B	50BT-B	C63	63	90
CBC80-00-50BT-B	50BT-B	C80	80	70
CBC80-10-50BT-B	50BT-B	C80	80	120

Passaggio refrigerante tipo B
Coolant flow type B
Kühlmittelzufuhr Typ B
Passage du lubrifiant B
Tipo de refrigerante B

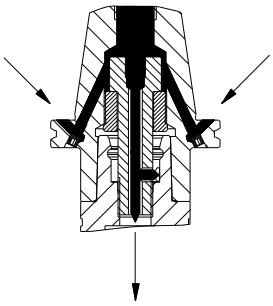

Passaggio refrigerante tipo AD
Coolant flow type AD
Kühlmittelzufuhr Typ AD
Passage du lubrifiant AD
Tipo de refrigerante AD

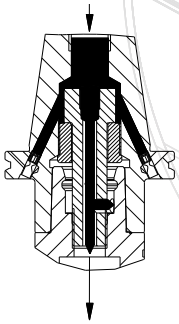

VALORI DI CHIUSURA CONSIGLIATI RECOMMENDED TORQUE VALUES EMPFOHLENE SCHLUSSWERTE VALEURS DE SERRAGE CONSEILLÉES VALORES DE CIERRE RECOMENDADOS	
Misura accoppiamento Torque measurement Kupplungsgröße Mesure de couple de serrage Tamaño de acoplamiento	Coppia (Nm) Torque (Nm) Drehmoment (Nm) Couple (Nm) Pareja (Nm)
C32	45
C40	55
C50	95
C63	170
C80	170
C100	380

RIDUZIONE DOPPIO CONTATTO CAT AD/B-ATTACCO POLIGONALE ISO 26623

DOUBLE CONTACT REDUCTION CAT AD/B – POLYGONAL SHANK ISO 26623
REDUKTION DOPPELKONTAKT CAT AD/B – POLYGONAL AUFNAHME ISO 26623
REDUCTION DOUBLE CONTACT CAT AD/B – ATTACHEMENT POLYGONAL ISO 26623
REDUCIÓN DE DOBLE CONTACTO CAT AD/B – MANGO POLYGONAL ISO 26623

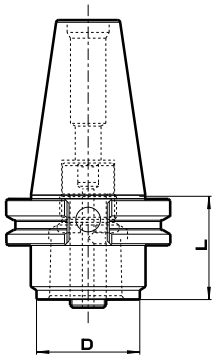

CODICE CODE BESTELL NR CODE CÓDIGO	ATTACCO SHANK AUFNAHMEN ATTACHEMENT MANGO	USCITA TOOLSIDE WERKZEUG-SEITE SORTIE	D	L
CBC32-00-40CBP-B	CAT40	C32	32	32
CBC40-00-40CBP-B	CAT40	C40	40	40
CBC50-00-40CBP-B	CAT40	C50	50	50
CBC32-00-50CBP-B	CAT50	C32	32	40
CBC32-10-50CBP-B	CAT50	C32	32	70
CBC40-00-50CBP-B	CAT50	C40	40	40
CBC40-10-50CBP-B	CAT50	C40	40	70
CBC50-00-50CBP-B	CAT50	C50	50	40
CBC50-10-50CBP-B	CAT50	C50	50	80
CBC63-00-50CBP-B	CAT50	C63	63	40
CBC63-10-50CBP-B	CAT50	C63	63	90
CBC80-00-50CBP-B	CAT50	C80	80	100
CBC80-10-50CBP-B	CAT50	C80	80	150

Passaggio refrigerante tipo B
Coolant flow type B
Kühlmittelzufuhr Typ B
Passage du lubrifiant B
Tipo de refrigerante B

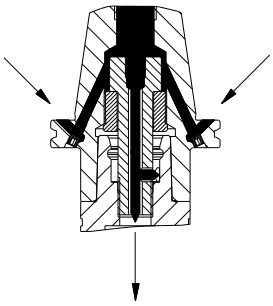

Passaggio refrigerante tipo AD
Coolant flow type AD
Kühlmittelzufuhr Typ AD
Passage du lubrifiant AD
Tipo de refrigerante AD

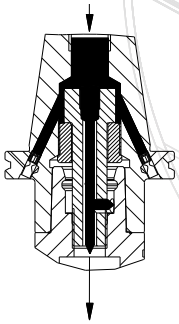

VALORI DI CHIUSURA CONSIGLIATI RECOMMENDED TORQUE VALURS EMPFOHLENE SCHLUSSWERTE VALEURS DE SERRAGE CONSEILLÉES VALORES DE CIERRE RECOMENDADOS	
Misura accoppiamento Torque measurement Kupplungsgroße Mesure de couple de serrage Tamaño de acoplamiento	Coppia (Nm) Torque (Nm) Drehmoment (Nm) Couple (Nm) Pareja (Nm)
C32	45
C40	55
C50	95
C63	170
C80	170
C100	380

RIDUZIONE CAT AD/B - ATTACCO POLIGONALE ISO 26623

REDUCTION CAT AD/B – POLYGONAL SHANK ISO 26623
REDUKTION CAT AD/B – POLYGONAL AUFNAHME ISO 26623
REDUCTION CAT AD/B – ATTACHEMENT POLYGONAL ISO 26623
REDUCIÓN CAT AD/B – MANGO POLYGONAL ISO 26623

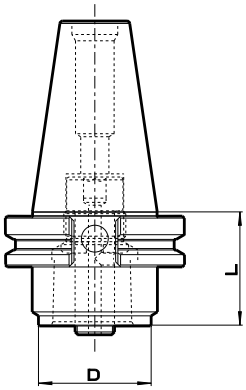

CODICE CODE BESTELL NR CODE CÓDIGO	ATTACCO SHANK AUFNAHMEN ATTACHEMENT MANGO	USCITA TOOLSIDE WERKZEUG-SEITE SORTIE	D	L
CBC32-00-40CAT-B	CAT40	C32	32	30
CBC32-10-40CAT-B	CAT40	C32	32	60
CBC40-00-40CAT-B	CAT40	C40	40	30
CBC40-10-40CAT-B	CAT40	C40	40	60
CBC50-00-40CAT-B	CAT40	C50	50	40
CBC32-00-50CAT-B	CAT50	C32	32	30
CBC32-10-50CAT-B	CAT50	C32	32	60
CBC40-00-50CAT-B	CAT50	C40	40	30
CBC40-10-50CAT-B	CAT50	C40	40	60
CBC50-00-50CAT-B	CAT50	C50	50	30
CBC50-10-50CAT-B	CAT50	C50	50	70
CBC63-00-50CAT-B	CAT50	C63	63	30
CBC63-10-50CAT-B	CAT50	C63	63	80
CBC80-00-50CAT-B	CAT50	C80	80	70
CBC80-10-50CAT-B	CAT50	C80	80	120

Passaggio refrigerante tipo B
Coolant flow type B
Kühlmittelzufuhr Typ B
Passage du lubrifiant B
Tipo de refrigerante B

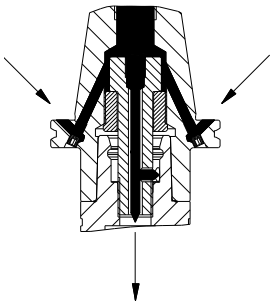

Passaggio refrigerante tipo AD
Coolant flow type AD
Kühlmittelzufuhr Typ AD
Passage du lubrifiant AD
Tipo de refrigerante AD

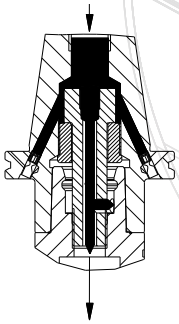

VALORI DI CHIUSURA CONSIGLIATI RECOMMENDED TORQUE VALURS EMPFOHLENE SCHLUSSWERTE VALEURS DE SERRAGE CONSEILLÉES VALORES DE CIERRE RECOMENDADOS	
Misura accoppiamento Torque measurement Kupplungsgroße Mesure de couple de serrage Tamaño de acoplamiento	Coppia (Nm) Torque (Nm) Drehmoment (Nm) Couple (Nm) Pareja (Nm)
C32	45
C40	55
C50	95
C63	170
C80	170
C100	380

RIDUZIONE KM ISO 26622 - ATTACCO POLIGONALE C63 ISO 26623

REDUCTION KM ISO 26622 - POLYGONAL SHANK C63 ISO 26623
REDUCTION KMISO 26622 - POLYGONAL AUFNAHME C63 ISO 26623
REDUCTION KM ISO 26622 - ATTACHEMENT POLYGONAL C63 ISO 26623
REDUCTION KM ISO 26622 - MANGO POLYGONAL C63 ISO 26623

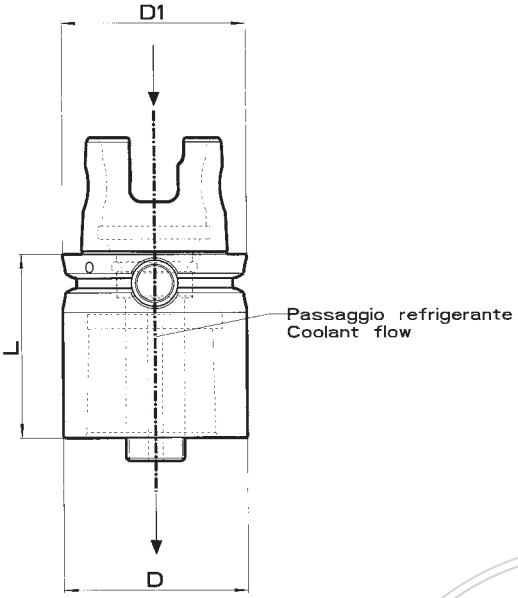

CODICE CODE BESTELL NR CODE CÓDIGO	ATTACCO SHANK AUFNAHMEN ATTACHEMENT MANGO	D1	D	L
CBC63-00-KM63	KM63	63	63	63

Passaggio refrigerante
Coolant flow
Kühlmittelzufuhr
Passage du lubrifiant
Tipo de refrigerante

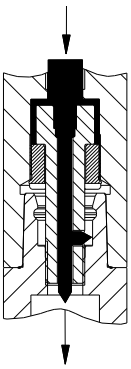

VALORI DI CHIUSURA CONSIGLIATI RECOMMENDED TORQUE VALURS EMPFOHLENE SCHLUSSWERTE VALEURS DE SERRAGE CONSEILLÉES VALORES DE CIERRE RECOMENDADOS	
Misura accoppiamento Torque measurement Kupplungsgroße Mesure de couple de serrage Tamaño de acoplamiento	Coppia (Nm) Torque (Nm) Drehmoment (Nm) Couple (Nm) Pareja (Nm)
C63	170

PROLUNGA -ATTACCO POLIGONALE ISO 26623

EXTENSION - POLYGONAL SHANK ISO 26623
VERLÄNGERUNG – POLYGONAL AUFNAHME ISO 26623
RALLONGE – ATTACHEMENT POLYGONAL ISO 26623
EXTENSIÓN – MANGO POLYGONAL ISO 26623

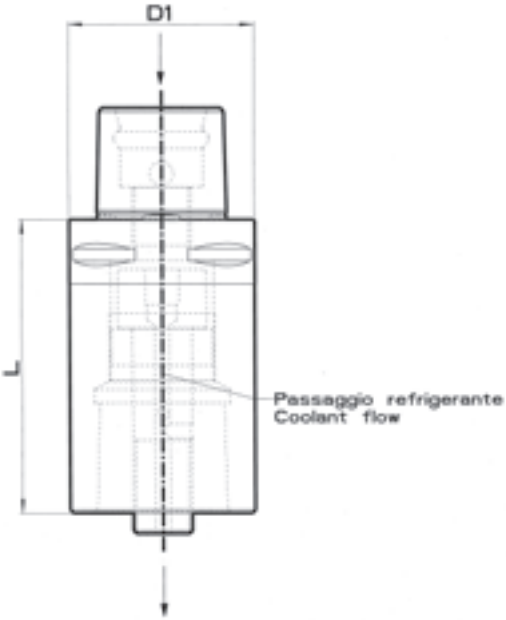

CODICE CODE BESTELL NR CODE CÓDIGO	ATTACCO SHANK AUFNAHMEN ATTACHEMENT MANGO	D1	L
CBC32-10-C32	C32	32	60
CBC32-20-C32	C32	32	80
CBC40-00-C40	C40	40	40
CBC40-10-C40	C40	40	60
CBC40-20-C40	C40	40	80
CBC50-10-C50	C50	50	80
CBC50-20-C50	C50	50	50
CBC50-30-C50	C50	50	100
CBC63-10-C63	C63	63	100
CBC63-20-C63	C63	63	140
CBC63-30-C63	C63	63	60
CBC80-00-C80	C80	80	65
CBC80-10-C80	C80	80	100
CBC80-20-C80	C80	80	125

Passaggio refrigerante
Coolant flow
Kühlmittelzufuhr
Passage du lubrifiant
Tipo de refrigerante

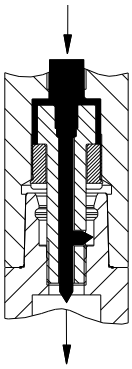

VALORI DI CHIUSURA CONSIGLIATI RECOMMENDED TORQUE VALUES EMPFOHLENE SCHLUSSWERTE VALEURS DE SERRAGE CONSEILLÉES VALORES DE CIERRE RECOMENDADOS	
Misura accoppiamento Torque measurement Kupplungsgröße Mesure de couple de serrage Tamaño de acoplamiento	Coppia (Nm) Torque (Nm) Drehmoment (Nm) Couple (Nm) Pareja (Nm)
C32	45
C40	55
C50	95
C63	170
C80	170
C100	380